

**Pull off one wheel and cut off the excess plastic protruding from the inside of the wheel with a sharp knife. Clean the ends of the brass axle tubes until smooth with a small file, craft knife and fine wet and dry paper, then wash the tubes clean, especially the insides. Put a spot of light oil onto the axle. Push the wheel back onto the axle making sure the 'back to back' is correct for your gauge, 28mm for 32mm gauge and 40mm for 45mm gauge.**



Fig. 1a




Fig. 1b




Fig. 1c



Fig. 1d




Fig. 2a




Fig. 2b



Fig. 2c




Fig. 2d




Fig. 3a



Fig. 3b




Fig. 3c



Fig. 3d




Fig. 4a



Fig. 4b



Fig. 4c




Fig. 4d





Fig. 5a

Fig. 5b

Fig. 5c

Fig. 5d